


Non-Isolated DC/DC Converter (POL)

TSR 0.6WI Series, 0.6 A

- **Ultra wide 8:1 input voltage range: 9-72 VDC**
- **Covers a majority of standard bus- and battery voltages**
- **Up to 94% efficiency - No heatsink required**
- **Pin compatible with LMxx linear regulators (SIP-3)**
- **Operating temperature range -40 to +85°C**
- **Low standby current**
- **Excellent line/load regulation**
- **Protection against short circuit, overvoltage and overtemperature**
- **3-year product warranty**



The TSR 0.6WI is a non-isolated POL converter series with an ultra wide 8:1 input voltage range which comes in a standard SIP-3 package. Covering the majority of standard bus- and battery voltages this POL converter is a versatile solution for many applications in distributed power systems where different input voltages have to be handled. Being able to use the same converter in many different situations effectively reduces the bill of material (BOM) of a given application. A high efficiency of up to 94% allows for an operating temperature range of -40 to +85°C (up to 80°C without derating) and makes them excellent drop-in replacements for less efficient LMxx linear regulators. With 0.6A max. output current and standard features such as low standby current, precise regulation and protection against short circuit, overvoltage and overload the TSR 0.6WI is suitable for many battery and distributed power applications.

Models

Order Code	Output Current max.	Input Voltage Range	Output Voltage nom.	Efficiency typ.
TSR 0.6-4833WI	600 mA	9 - 72 VDC (48 VDC nom.)	3.3 VDC	85 % (at 24 Vin)
TSR 0.6-4850WI			5 VDC	89 % (at 24 Vin)
TSR 0.6-4865WI			6.5 VDC	91 % (at 24 Vin)
TSR 0.6-4890WI			9 VDC	92 % (at 24 Vin)
TSR 0.6-48120WI			12 VDC	93 % (at 24 Vin)
TSR 0.6-48150WI	400 mA	33 - 72 VDC (48 VDC nom.)	15 VDC	94 % (at 24 Vin)
TSR 0.6-48240WI			24 VDC	94 % (at 48 Vin)

Options

on demand (backorder with MOQ non stocking item)	- Horizontal mounting (see outline dimensions)
--	--

Note - It is recommended to use an external input filter, please refer to application note: www.tracopower.com/overview/tsr0-6wi

Input Specifications

Input Current	- At no load	3 mA typ.
Recommended Input Fuse		3.3 Vout models: 800 mA (slow blow) 5 Vout models: 800 mA (slow blow) 6.5 Vout models: 1'000 mA (slow blow) 9 Vout models: 1'000 mA (slow blow) 12 Vout models: 1'000 mA (slow blow) 15 Vout models: 1'000 mA (slow blow) 24 Vout models: 800 mA (slow blow) (The need of an external fuse has to be assessed in the final application.)
Input Filter		See application note: www.tracopower.com/overview/tsr0-6wi (Recommended external input filter proposal)

Output Specifications

Voltage Set Accuracy		±2.5% max.
Regulation	- Input Variation (Vmin - Vmax) - Load Variation (10 - 100%)	0.9% max. 0.6% max.
Ripple and Noise (20 MHz Bandwidth)		3.3 Vout models: 50 mVp-p typ. 5 Vout models: 50 mVp-p typ. 6.5 Vout models: 50 mVp-p typ. 9 Vout models: 50 mVp-p typ. 12 Vout models: 50 mVp-p typ. 15 Vout models: 50 mVp-p typ. 24 Vout models: 75 mVp-p typ.
Capacitive Load		100 µF max.
Minimum Load		Not required
Temperature Coefficient		±0.02 %/K max.
Start-up Time		50 ms typ. (24 Vout model) 25 ms typ. (other models))
Short Circuit Protection		Continuous, Automatic recovery
Output Current Limitation		200% typ. of Iout max.
Transient Response	- Peak Variation - Response Time	90 mV typ. / 180 mV max. (50% Load Step) 150 µs typ. / 250 µs max. (50% Load Step)

General Specifications

Relative Humidity		95% max. (non condensing)
Temperature Ranges	- Operating Temperature - Case Temperature - Storage Temperature	-40°C to +85°C +105°C max. -55°C to +125°C
Power Derating	- High Temperature	3.57 %/K above 77°C
Over Temperature	- Protection Mode	165°C typ. (Automatic recovery)
Protection Switch Off	- Measurement Point	Internal IC temperature
Cooling System		Natural convection (20 LFM)
Switching Frequency		117 - 243 kHz (PWM) (3.3 Vout model) 130 - 270 kHz (PWM) (5 Vout model) 163 - 338 kHz (PWM) (6.5 Vout model) 195 - 405 kHz (PWM) (9 Vout model) 247 - 513 kHz (PWM) (12 Vout model) 293 - 608 kHz (PWM) (15 Vout model) 416 - 864 kHz (PWM) (24 Vout model)
Insulation System		Non-isolated
Reliability	- Calculated MTBF	18'160'000 h (MIL-HDBK-217F, ground benign)

All specifications valid at nominal voltage, full load and +25°C after warm-up time unless otherwise stated.

Environment	- Vibration - Mechanical Shock - Thermal Shock	MIL-STD-810F MIL-STD-810F MIL-STD-810F
Housing Material		Non-conductive Plastic
Potting Material		Epoxy (UL 94 V-0 rated)
Pin Material		Brass
Pin Foundation Plating		Nickel (1 - 2 μm)
Pin Surface Plating		Tin (3 - 5 μm), matte
Connection Type		THD (Through-Hole Device)
Weight		3 g
Environmental Compliance	- Reach - RoHS	www.tracopower.com/info/reach-declaration.pdf www.tracopower.com/info/rohs-declaration.pdf

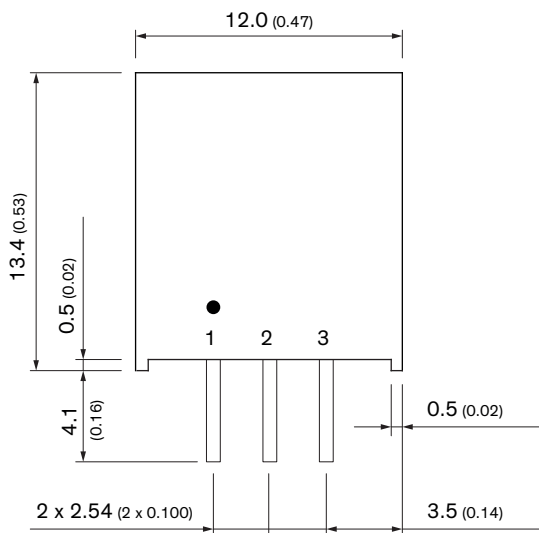
Supporting Documents

Overview Link (for additional Documents)

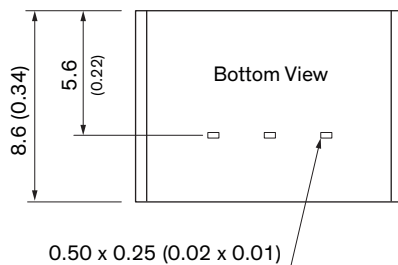
www.tracopower.com/overview/tsr0-6wi

Outline Dimensions

Standard: Vertical mounting



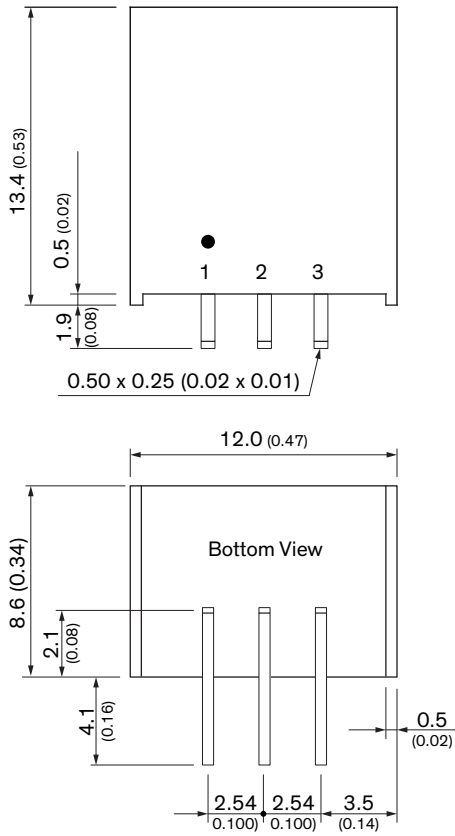
Pinout	
Pin	Function
1	+Vin
2	GND
3	+Vout



Dimensions in mm (inch)
 Tolerances: x.xx ± 0.5 (± 0.02)
 Tolerances: x.xxx ± 0.25 (± 0.01)
 Pin dimension tolerances: ± 0.10 (± 0.04)

All specifications valid at nominal voltage, full load and +25°C after warm-up time unless otherwise stated.

Optional: Horizontal mounting



Dimensions in mm (inch)
 Tolerances: x.xx ±0.5 (±0.02)
 Tolerances: x.xxx ±0.25 (±0.01)
 Pin dimension tolerances: ±0.10 (±0.04)

Pinout	
Pin	Function
1	+Vin
2	GND
3	+Vout

Mouser Electronics

Authorized Distributor

Click to View Pricing, Inventory, Delivery & Lifecycle Information:

TRACO Power:

[TSR 0.6-48120WI](#) [TSR 0.6-48150WI](#) [TSR 0.6-48240WI](#) [TSR 0.6-4833WI](#) [TSR 0.6-4850WI](#) [TSR 0.6-4865WI](#) [TSR 0.6-4890WI](#)