


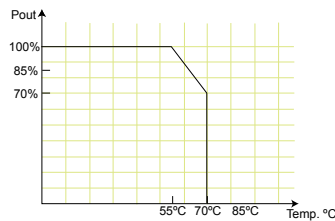
IDD-9364120A

120 W DC/DC Converter Module



Specifications

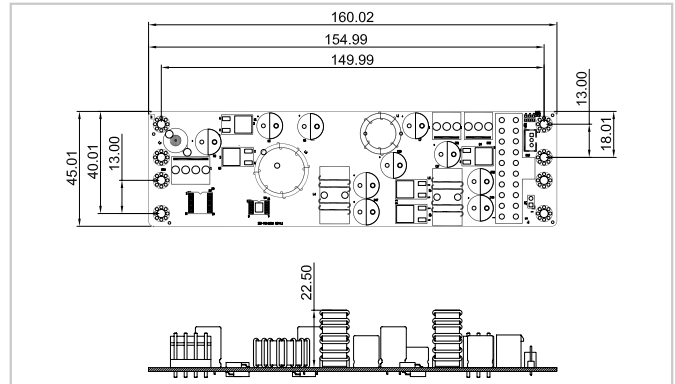
- Output (max.): 12 V@4 A, 5 V@10 A, 3.3 V@8 A, -12 V@0.3 A & 5 VSB@2 A
Max. total output: 120 W
- Input: 9 VDC to 36 VDC
- Performance characteristics
Noise & ripple: <240 mV
Line regulation: <50 mV
Load regulation: <100 mV
Efficiency: Up to 90%
- Dimensions: 45 mm x 160 mm
- Weight: NW: 104 g
- Operating temperature: -20°C ~ 70°C



Features

1. Wide input range: 9-36 VDC
2. AT or ATX mode on/off
3. Output voltage protection
4. Up to 90% efficiency
5. RoHS compliant
6. Compact size

Dimensions (Millimeters)



Packing Information

1 x IDD-9364120A

1 x QIG

Ordering Information

Part No.	Description
IDD-9364120A-R11	120 W DC/DC 9~36 V input; 12 V, 5 V, 3.3 V, -12 V & 5 VSB output
CB-JST3PSW-RS	30 cm cable on/off switch
CB-JST3P001-RS	30 cm 5 VSB, PS_ON wire to SBC
CB-3PSATA-RS	10 cm cable for SATA power
CB-3PIDE-RS	10 cm cable for IDE HDD power
CB-P1LP4-RS	20 cm cable for FSP0601AD101C 60 W/ UP0451E12P 45 W/UP0251E12PL 25 W AC-DC adapter
CB-MD4P4-RS	16 cm cable for 63000-FSP120AAB-RS 120 W AC-DC adapter
CB-NOLP4-RS	20 cm cable for terminal block DC input
CB-ATX20P-RS	30 cm 20-pin ATX to 20-pin ATX cable

Pin Assignments

Input Power Connector

CN4	Pin 1	Pin 2	Pin 3	Pin 4
	VIN	VIN	GND	GND

Output Power Connector

CN1 CN2	Pin 1	Pin 2	Pin 3
	+5 V	GND	+12 V

J1 Standard 20pins ATX

ATX Mode Connector

CN3	Pin 1	Pin 2	Pin 3
	5 VSB	GND	PS_ON

Wire Harness Selection Guide

DC Input (CN4)



- Options 1.**
PN: **CB-P1LP4-RS**
Cable for FSP0601AD101C 60 W/ UP0451E12P 45 W/UP0251E12PL 25W AC-DC adapter



- Options 2.**
PN: **CB-MD4P4-RS**
Cable for 63000-FSP120AAB-RS 120 W AC-DC adapter



- Options 3.**
PN: **CB-NOLP4-RS**
Cable for terminal block

SBC Main Power (J1)



- Options 1.**
PN: **CB-ATX20P-RS**
20-pin ATX to 20-pin s ATX cable

I/O Power (CN1 & CN2)



- Options 1.**
PN: **CB-3PSATA-RS**
Cable for SATA



- Options 2.**
PN: **CB-3PIDE-RS**
Cable for IDE HDD or any STD 4-pin I/O devices

Power On/Off (CN3)



- Options 1.**
PN: **CB-JST3PSW-RS**
Cable with on/off switch



- Options 2.**
PN: **CB-JST3P001-RS**
Cable to SBC (5 VSB & PS_ON)